J THOMAS & COMPANY PRIVATE LIMITED

KOLKATA MARKET SYNOPSIS - SALE 47 (2026 - 27)

CTC
Market Report
· Good demand.
. Bolder brokens irregularly easier while remainder steady at last levels.
.

Buying Analysis
· Hindustan Unilever : Active
· Western India: Good Support
. Exporters: Operated

Orthodox
Market Report
· Good demand.
. Few select well-made Whole Leaf witnessed good competition and at times appreciated. Remainder Whole Leaf sold irregular and sometimes lower following quality.
. Brokens irregular around last. Cleaner Secondaries and fannings sold around last levels.

Buying Analysis
· Middle East : Active
. CIS: Good Support
· HUL : Selective

DUST
Market Report
· Good demand.
. Assams sold around last levels with few invoices appreciated in quality.
. Secondaries met with better demand.

Buying Analysis
· Hindustan Unilever: Mainstay West Bengal Manufacturing: Good support
· Western India: Operated
. Other Packeteers: Operated

Darjeeling
Market Report
· Good demand.
. All sorts sold in line with quality.
. TCPL : Quiet Hindustan Unilever: Selectrive Exporters: Some demand Local buyers: Operated

AUCTION AVERAGES

	2026/27			2025/26			UP TO SALE 47		
	SALE 47	SALE 46	+/-	SALE 47	SALE 46	+/-	2026/27	2025/26	2024/25
CTC LEAF	234.81	251.58	-16.77	217.45	221.76	-4.31	241.68	230.49	264.81
DUST	240.18	242.52	-2.34	231.48	225.04	6.45	253.14	244.81	280.63
TOTAL	236.63	248.34	-11.70	223.39	223.01	0.38	245.97	236.10	271.03
ORTHODOX	260.61	265.47	-4.86	280.47	285.91	-5.43	304.47	297.71	307.19
DARJEELING	452.76	362.92	89.84	298.18	307.91	-9.73	511.61	482.96	435.64
ALL TEAS	243.40	253.21	-9.81	238.29	239.46	-1.17	266.58	256.74	282.08

KOLKATA AUCTION AVERAGES

SALE		43	44	45	46	47	48
CTC LEAF	2026/27	SALE DROPPED	225.88	230.08	251.58	234.81	
	2025/26	244.44	225.60	232.59	221.76	217.45	212.52
DUST	2026/27	SALE DROPPED	233.15	238.51	242.52	240.18	
	2025/26	244.79	235.05	236.61	225.04	231.48	224.89
TOTAL	2026/27	SALE DROPPED	228.67	233.03	248.34	236.63	
	2025/26	244.59	229.40	234.20	223.01	223.39	217.33
ORTHODOX	2026/27	SALE DROPPED	276.08	269.02	265.47	260.61	
	2025/26	293.72	291.52	294.22	285.91	280.47	267.56
DARJEELING	2026/27	SALE DROPPED	399.04	346.29	362.92	452.76	
	2025/26	451.13	328.68	379.30	307.91	298.18	300.00

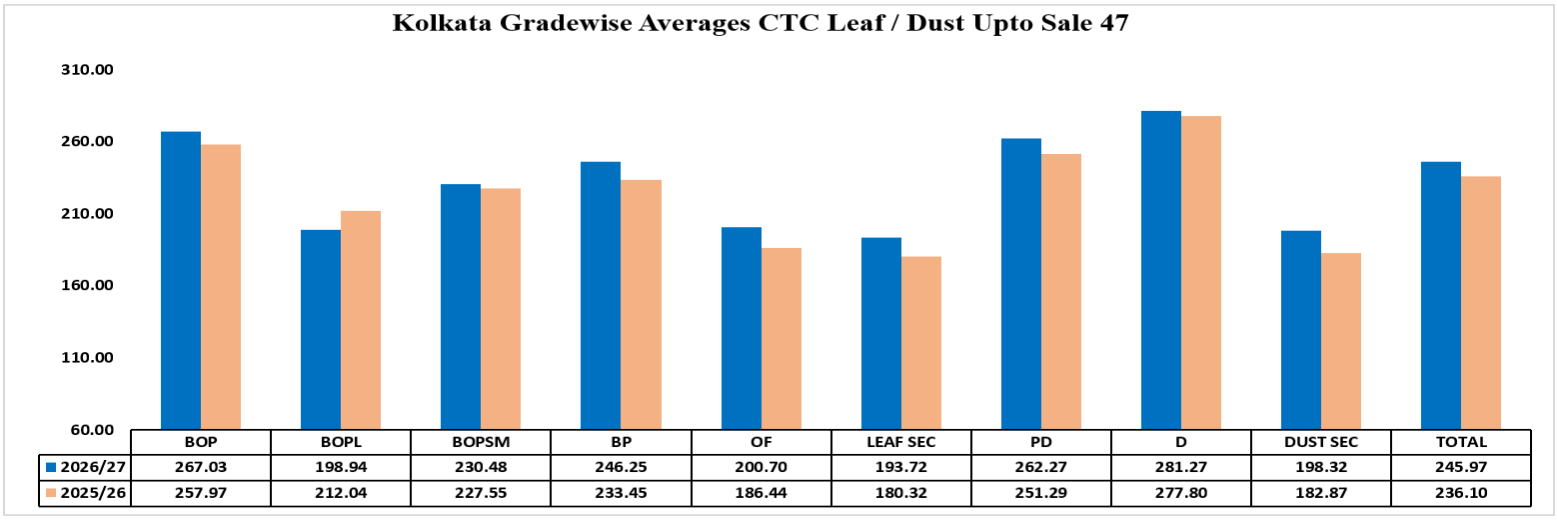

	BOP	BOPL	BOPSM	BP	OF	LEAF SEC	PD	D	DUST SEC	TOTAL
2026/27	267.03	198.94	230.48	246.25	200.70	193.72	262.27	281.27	198.32	245.97
2025/26	257.97	212.04	227.55	233.45	186.44	180.32	251.29	277.80	182.87	236.10

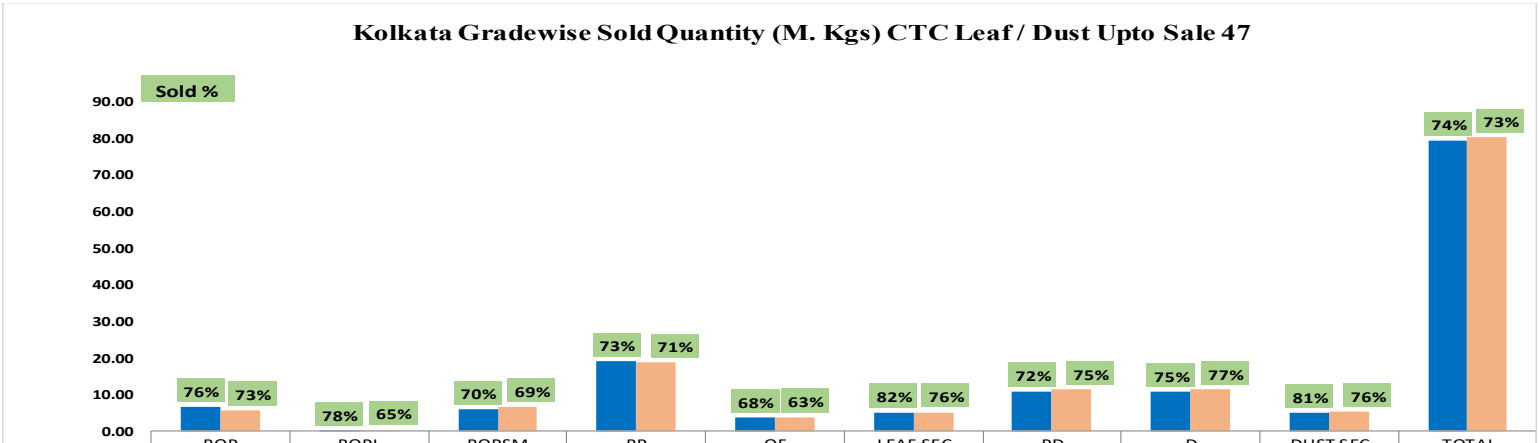

	BOP	BOPL	BOPSM	BP	OF	LEAF SEC	PD	D	DUST SEC	TOTAL
2026/27	6.72	0.13	6.07	19.21	3.67	5.21	10.93	10.72	5.03	79.62
2025/26	5.79	0.08	6.53	18.84	3.90	4.98	11.39	11.37	5.28	80.39

KOLKATA GRADEWISE ORTHODOX AVARAGES UPTO SALE 47

GRADE	2026 - 27		2025 - 26		GRADE	2026 - 27		2025 - 26	
	QTY.	AVG	QTY.	AVG		QTY.	AVG	QTY.	AVG
TGFOP1	1727991.9	395.30	1591043.0	410.65	GFBOP	2094017.0	322.90	2118898.8	313.64
TGFOP	3892995.6	357.99	3005797.1	371.98	GBOP	3413785.5	315.05	3099270.6	295.22
GFOP	2336945.0	328.27	1810521.8	336.83	BPS	1867822.6	368.93	1552083.8	358.10
FOP	1779705.0	257.74	2202143.8	266.34	GBOP1/FBOP1	3826798.7	199.28	3435987.2	211.19
FBOP	5853478.6	350.69	4608094.8	332.65	BOPF/GOF/FOF	2721345.3	193.23	2455234.3	181.82

OFFER / SOLD QUANTITY & AVERAGE PRICE CTC / DUST

	THIS SALE				LAST SALE				TO DATE			
	OFFERED	SOLD	AVG.	OUT %	OFFERED	SOLD	AVG.	OUT %	OFFERED	SOLD	AVG.	OUT %
BROKENS	18,84,109	14,77,800	243.76	22%	17,22,202	14,34,292	260.80	17%	4,61,63,150	3,37,11,135	246.77	27%
FANNINGS	6,52,524	5,15,639	242.23	21%	5,61,725	4,82,102	258.52	14%	1,59,66,689	1,09,03,040	248.82	32%
LEAF SEC.	3,98,753	3,38,536	184.48	15%	3,30,820	2,78,827	192.13	16%	63,24,979	52,07,833	193.72	18%
LEAF TOTAL	**29,35,385.8**	**23,31,974.1**	**234.81**	**21%**	**26,14,746.2**	**21,95,221.4**	**251.58**	**16%**	**6,84,54,818.4**	**4,98,22,008.5**	**241.68**	**27%**
DUST	11,62,283	9,12,350	258.36	22%	12,08,346	9,80,731	257.60	19%	3,31,95,167	2,47,67,951	264.27	25%
DUST SEC.	3,25,598	2,83,287	181.64	13%	2,81,388	2,43,179	181.69	14%	62,31,220	50,30,278	198.32	19%
DUST TOTAL	**14,87,881.6**	**11,95,637.3**	**240.18**	**20%**	**14,89,733.5**	**12,23,910.5**	**242.52**	**18%**	**3,94,26,386.5**	**2,97,98,229.1**	**253.14**	**24%**
TOTAL	**44,23,267.3**	**35,27,611.4**	**236.63**	**20%**	**41,04,479.7**	**34,19,131.9**	**248.34**	**17%**	**10,78,81,204.9**	**7,96,20,237.5**	**245.97**	**26%**
OFFER / SOLD QUANTITY & AVERAGE PRICE ORTHODOX												
WHOLE LEAF	5,27,454	4,19,147	269.11	21%	4,77,503	3,89,211	280.89	18%	1,81,19,226	1,53,56,057	325.46	15%
BROKENS	6,04,319	5,10,201	298.55	16%	6,17,074	5,15,690	307.98	16%	1,81,42,036	1,59,45,425	337.69	12%
FANNINGS	1,09,199	98,059	180.42	10%	1,32,338	1,22,988	181.25	7%	33,49,305	29,53,814	190.36	12%
SECONDARY	2,28,589	2,00,311	185.43	12%	2,54,666	2,17,469	184.70	15%	52,82,043	46,96,309	194.77	11%
ORTH. TOTAL	**14,69,562.1**	**12,27,717.1**	**260.61**	**16%**	**14,81,580.0**	**12,45,358.4**	**265.47**	**16%**	**4,48,92,609.8**	**3,89,51,605.2**	**304.47**	**13%**
OFFER / SOLD QUANTITY & AVERAGE PRICE DARJEELING												
WHOLE LEAF	14,456	6,226	698.80	57%	9,256	5,022	649.28	46%	7,60,143	4,07,692	679.35	46%
BROKENS	5,068	4,311	244.75	15%	3,684	3,067	217.48	17%	2,26,058	1,10,296	300.53	51%
FANNINGS	3,577	2,677	215.50	25%	5,693	4,706	152.12	17%	3,24,289	1,58,344	226.74	51%
DARJ. TOTAL	**23,100.2**	**13,212.8**	**452.76**	**43%**	**18,633.0**	**12,794.6**	**362.92**	**31%**	**13,10,489.8**	**6,76,331.2**	**511.61**	**48%**

OFFER / SOLD QUANTITY & AVERAGE PRICE

CTC	THIS SALE				LAST SALE				TO DATE			
	OFFERED	SOLD	AVG.	OUT %	OFFERED	SOLD	AVG.	OUT %	OFFERED	SOLD	AVG.	OUT %
2026-27	2935385.8	2331974.1	234.81	21%	2614746.2	2195221.4	251.58	16%	68454818.4	49822008.5	241.68	27%
2025-26	3093902.4	2175175.4	217.45	30%	3232940.2	2401669.4	221.76	26%	69187182.5	48884000.1	230.49	29%
DUST	OFFERED	SOLD	AVG.	OUT %	OFFERED	SOLD	AVG.	OUT %	OFFERED	SOLD	AVG.	OUT %
2026-27	1487881.6	1195637.3	240.18	20%	1489733.5	1223910.5	242.52	18%	39426386.5	29798229.1	253.14	24%
2025-26	1843082.6	1595406.3	231.48	13%	1797681.0	1487792.8	225.04	17%	41075920.0	31507633.6	244.81	23%
ORTHODOX	OFFERED	SOLD	AVG.	OUT %	OFFERED	SOLD	AVG.	OUT %	OFFERED	SOLD	AVG.	OUT %
2026-27	1469562.1	1227717.1	260.61	16%	1481580.0	1245358.4	265.47	16%	44892609.8	38951605.2	304.47	13%
2025-26	1493808.4	1287893.4	280.47	14%	1484566.4	1339467.2	285.91	10%	40715089.0	35599507.7	297.71	13%
DARJEELING	OFFERED	SOLD	AVG.	OUT %	OFFERED	SOLD	AVG.	OUT %	OFFERED	SOLD	AVG.	OUT %
2026-27	23100.2	13212.8	452.76	43%	18633.0	12794.6	362.92	31%	1310489.8	676331.2	511.61	48%
2025-26	45885.4	30694.4	298.18	33%	47149.1	25320.5	307.91	46%	1379230.8	886238.8	482.96	36%
TOTAL	OFFERED	SOLD	AVG.	OUT %	OFFERED	SOLD	AVG.	OUT %	OFFERED	SOLD	AVG.	OUT %
2026-27	**5915929.6**	**4768541.3**	**243.40**	**19%**	**5604692.7**	**4677284.9**	**253.21**	**17%**	**154084304.5**	**119248173.9**	**266.58**	**23%**
2025-26	**6476678.8**	**5089169.5**	**238.29**	**21%**	**6562336.7**	**5254249.9**	**239.46**	**20%**	**152357422.3**	**116877380.2**	**256.74**	**23%**

PRICE RANGE										
% OF TEAS SOLD	CTC LEAF					DUST				
	2026/27		UP TO SALE 47			2026/27		UP TO SALE 47		
	SALE 47	SALE 46	2026/27	2025/26	2024/25	SALE 47	SALE 46	2026/27	2025/26	2024/25
BELOW 160	2.31	3.46	15.61	23.12	8.40	7.26	8.19	8.19	14.68	8.27
BETWEEN 160.00-179.99	20.42	11.31	7.34	7.04	5.29	12.37	7.80	4.38	4.60	3.39
BETWEEN 180.00-199.99	10.58	6.92	6.66	5.52	8.77	9.14	6.97	5.73	5.09	4.47
BETWEEN 200.00-219.99	13.28	12.67	10.09	6.52	8.62	10.88	12.76	10.96	6.79	7.37
BETWEEN 220.00-239.99	11.74	8.23	10.27	7.73	9.42	8.79	8.68	10.50	7.82	7.39
BETWEEN 240.00-259.99	12.59	11.79	11.46	11.11	9.54	11.17	13.20	12.39	13.74	8.10
BETWEEN 260.00-279.99	9.21	14.69	10.80	10.87	8.34	12.64	15.37	13.68	14.46	7.87
ABOVE 280	19.87	30.94	27.77	28.08	41.60	27.76	27.02	34.17	32.82	53.14

PRICE RANGE						PRICE RANGE			
% OF TEAS SOLD	ORTHODOX					% OF TEAS SOLD	DARJEELING		
	2026/27		UP TO SALE 47				2026/27		UP TO SALE47
	SALE 47	SALE 46	2026/27	2025/26	2024/25		SALE 47	SALE 46	2026/27
BELOW 200	18.84	22.39	14.49	11.18	14.33	BELOW 300.00	50.16	58.96	28.03
BETWEEN 200.00-219.99	10.32	7.05	6.38	8.05	3.85	BETWEEN 301.00-400.99	0.86	1.04	7.47
BETWEEN 220.00-239.99	13.45	11.63	7.20	12.06	4.86	BETWEEN 401.00-500.99	11.93	6.97	10.59
BETWEEN 240.00-259.99	8.33	6.75	5.42	7.56	6.21	BETWEEN 501.00-600.99	4.07	8.27	25.07
BETWEEN 260.00-279.99	7.75	5.92	5.58	6.37	6.70	BETWEEN 601.00-700.99	12.46	11.05	11.47
ABOVE 280	41.30	46.26	60.94	54.80	64.05	ABOVE 701.00	20.52	13.71	17.37

FUTURE FRESH OFFERING (IN PACKAGES)

SALE NO	THIS YEAR-2026 - 27					LAST YEAR-2025 - 26					DIFFERENCE				
	CTC LEAF	ORTH.	DARJ.	DUST	TOTAL	CTC LEAF	ORTH.	DARJ.	DUST	TOTAL	CTC LEAF	ORTH.	DARJ.	DUST	TOTAL
48	81042	53908	1386	29972	**166308**	107531	78161	2069	44709	**232470**	-26489	-24253	-683	-14737	**-66162**
49	105059	76134	687	39771	**221651**	110229	69380	2731	48154	**230494**	-5170	6754	-2044	-8383	**-8843**
50	83305	67472	1069	31456	**183302**	90467	58376	2439	41252	**192534**	-7162	9096	-1370	-9796	**-9232**
51	99629	56185	564	37718	**194096**	88620	65750	1646	38445	**194461**	11009	-9565	-1082	-727	**-365**
TOTAL	**369035**	**253699**	**3706**	**138917**	**765357**	**396847**	**271667**	**8885**	**172560**	**849959**	**-27812**	**-17968**	**-5179**	**-33643**	**-84602**

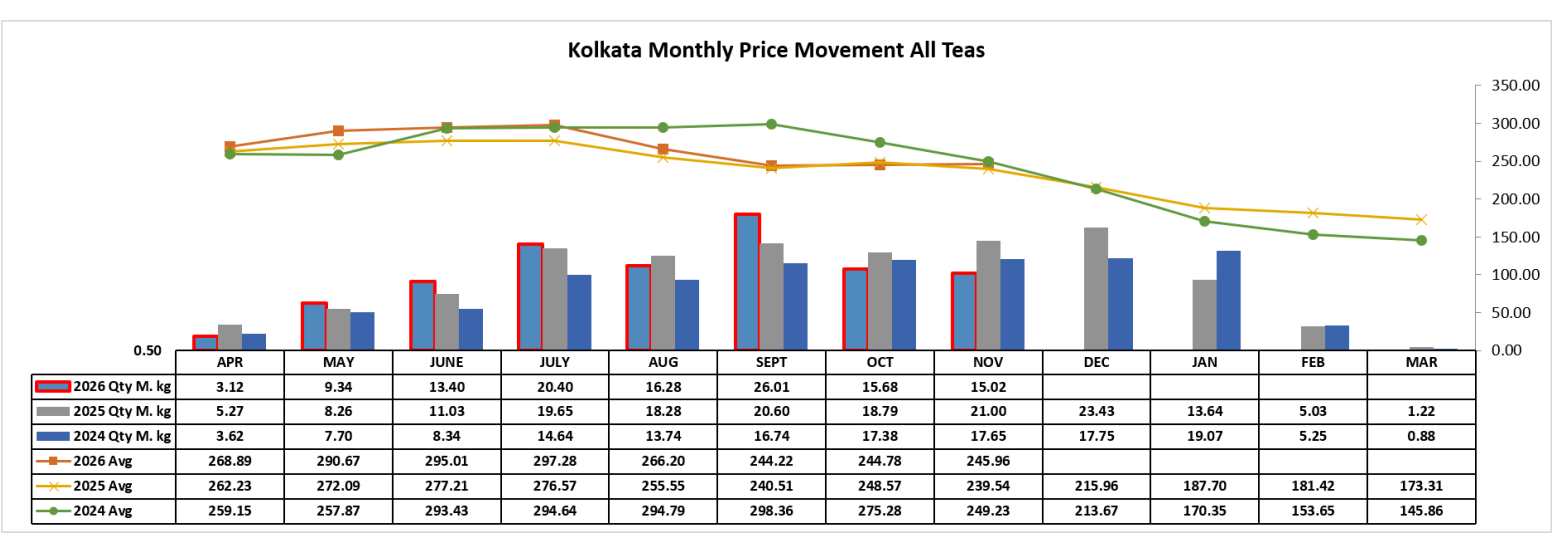

	APR	MAY	JUNE	JULY	AUG	SEPT	OCT	NOV	DEC	JAN	FEB	MAR
2026 Qty M. kg	3.12	9.34	13.40	20.40	16.28	26.01	15.68	15.02				
2025 Qty M. kg	5.27	8.26	11.03	19.65	18.28	20.60	18.79	21.00	23.43	13.64	5.03	1.22
2024 Qty M. kg	3.62	7.70	8.34	14.64	13.74	16.74	17.38	17.65	17.75	19.07	5.25	0.88
2026 Avg	268.89	290.67	295.01	297.28	266.20	244.22	244.78	245.96				
2025 Avg	262.23	272.09	277.21	276.57	255.55	240.51	248.57	239.54	215.96	187.70	181.42	173.31
2024 Avg	259.15	257.87	293.43	294.64	294.79	298.36	275.28	249.23	213.67	170.35	153.65	145.86

CTTA BUYING (ALL TEAS) FOR THE SALE 47

	CTC LEAF			DUST				TOTAL		
	SALE 47									
OFFER	29,35,385.8		Kgs	OFFER	14,87,881.6		Kgs	OFFER	44,23,267.3	Kgs
SOLD	23,31,974.1		Kgs	SOLD	11,95,637.3		Kgs	SOLD	35,27,611.4	Kgs
SOLD %	79%			SOLD %	80%			SOLD %	80%	
ZONES	KGS.	AVG.	%		Kgs	AVG	%		Kgs	AVG	%
W.India	5,81,235.3	267.07	25%	HUL	4,45,593.3	267.90	37%	HUL	6,38,550.7	260.75	18%
Local	3,43,203.4	212.08	15%	TCPL	1,58,771.0	225.93	13%	W.India	7,30,944.3	262.82	21%
Others	2,74,210.8	225.89	12%	W.India	1,49,709.0	246.32	13%	Others	4,03,874.6	226.17	11%
N.India	2,59,586.0	231.25	11%	Exports	1,29,899.5	209.42	11%	Local	3,83,659.9	208.29	11%
WI.Pack	2,14,272.7	250.85	9%	Others	1,29,663.8	226.77	11%	N.India	3,12,913.7	223.84	9%
HUL	1,92,957.4	244.23	8%	WI.Pack	60,262.5	254.44	5%	WI.Pack	2,74,535.2	251.64	8%
Packeteers	1,73,534.4	189.86	7%	N.India	53,327.7	187.77	4%	TCPL	2,64,306.2	211.74	7%
TCPL	1,05,535.2	190.38	5%	Local	40,456.5	176.20	3%	Exports	2,12,349.7	202.28	6%
S.India	94,969.9	271.95	4%	S.India	23,836.0	206.14	2%	Packeteers	1,77,652.4	191.39	5%
Exports	82,450.2	191.03	4%	Packeteers	4,118.0	256.00	0%	S.India	1,18,805.9	258.75	3%
NI.Pack	10,018.8	209.60	0%					NI.Pack	10,018.8	209.60	0%
Grand Total	23,31,974.1	234.81	100%	TOTAL	11,95,637.3	240.18	100%	TOTAL	35,27,611.4	236.63	100%

	ORTHODOX			DARJEELING			
	SALE 47						
OFFER	14,69,562.1		Kgs	OFFER	23,100.2		Kgs
SOLD	12,27,717.1		Kgs	SOLD	13,212.8		Kgs
SOLD %	84%			SOLD %	57%		
ZONE	Kgs	AVG	%		Kgs	AVG	%
Others	2,97,189.0	275.22	24%	Local	5,347.0	445.74	40%
Local	2,50,321.8	259.77	20%	Exports	3,395.2	447.45	26%
Middle East	1,78,855.2	256.78	15%	Others	1,691.8	471.88	13%
N.India	1,11,656.4	280.81	9%	W.India	1,132.2	296.76	9%
Other Exports	1,10,637.2	251.87	9%	Domestic	869.0	477.77	7%
Exports	80,942.9	233.49	7%	HUL	777.6	681.85	6%
W.India	67,982.2	288.85	6%				0%
Domestic	62,386.2	186.47	5%				
CIS	27,145.0	256.14	2%				
HUL	23,892.0	267.16	2%				
Packeteers	15,587.0	261.88	1%				
CONTINENT	1,122.2	356.84	0%				
TOTAL	12,27,717.1	260.61	100%	TOTAL	13,212.8	452.76	100%

ASSAM CTC BATTING ORDER (GTAC+CTTA) Sale 14 to 47

MARK	2026-27		2025-26	
	KGS	AVG	KGS	AVG
HOOKHMOL	344908	480.93	313158	467.27
DECKIAJULI	357629	449.81	454705	388.07
GATOONGA	425463	444.86	310730	432.86
MOKRUNG	178649	423.74	154159	403.10
HATIMARA	366478	415.13	421874	394.51
HALMARI	531904	411.10	683310	404.96
SOTAI	122851	393.93	55354	316.20
SALKATHONI	301080	382.18	349305	370.90
KAMARBUND	179061	365.79	198339	351.91
BANAMALIE	168404	364.41	135491	359.08
GELAKEY	251652	360.47	255598	335.30
GHILLIDARY	157447	357.34	168580	337.00
HAJUA	375949	357.14	397446	338.03
DOOMUR DULLUNG	408875	356.16	462902	332.68
BORJAN	302420	353.22	419029	354.94
DOOMNI	855014	352.39	825402	343.38
DEHA	319081	349.12	304537	332.73
DEOHALL	625440	348.19	639215	326.20
LOHPOHIA	156897	346.78	120851	323.81
DOOLAHAT	383276	344.13	449201	363.59
KHARIKATIA	455720	343.01	396737	351.09
JAMIRAH	161807	336.30	152130	321.37
KAKADONGA	182294	335.42	168024	319.70
NIRMALA	117567	333.35	13345	270.84
CHARAIDEOPREMIUM	177730	331.57	253044	323.97

** Above 75000 Kgs.*

DOOARS CTC BATTING ORDER (STAC+CTTA) Sale 14 to 47

MARK	2026-27		2025-26	
	KGS	AVG	KGS	AVG
BINAGURI	1007043	330.28	864234	328.02
GHATIA ROYAL	714944	329.92	325208	297.17
KARTICK	454967	326.89	423422	346.97
JITI	604084	322.83	663050	320.30
RYDAK	701801	317.79	683573	310.96
HOPE	351178	309.41	394848	304.22
BHATKAWA	214092	308.22	177326	308.64
KARALAVALLEYROYAL	297928	299.40	285361	299.64
ARYAMAN	145976	294.54	121940	312.05
MAUSOM	186676	289.13	172305	239.66
DALGAON	843231	288.31	663498	281.27
NEPUCHAPUR	428137	283.56	292936	313.49
LAKHIPARA	102527	282.22	244000	294.80
MORAGHAT	686737	281.98	573649	293.51
GULMA	798232	280.60	682924	291.00
BIJALIMONI	203802	277.54	64310	273.94
BARADIGHI	621788	275.40	557800	289.75
DIANA (RAMBARI)	347395	274.40	334347	241.79
ZURRANTEE	394877	273.20	294787	287.12
RAIMOHAN	158114	272.27	187164	268.83
MECHPARA	455789	271.34	330242	268.61
KUMARGRAM	735070	271.16	436304	290.95
RHEABARI	499706	270.79	510228	251.91
DANGUAJHAR	801306	270.02	809656	261.67
PALASHBARI(ROYAL)	282597	269.26	170456	260.67

** Above 75000 Kgs.*

ASSAM ORTHODOX BATTING ORDER (GTAC+CTTA) Sale 14 to 47				
MARK	2026-27		2025-26	
	KGS	AVG	KGS	AVG
DOOMNI	106328	517.23	75342	600.04
DEJOO	462946	371.98	266674	395.56
HATTIALLI	550169	362.59	568207	343.90
MOKALBARI EAST	340797	361.35	329343	364.54
DIKOM	438688	361.22	492147	346.57
HARMUTTY	518138	352.76	383057	392.57
SINGLIJAN	302300	352.45	263410	345.43
NALANI	702468	348.37	716297	312.59
DIGULTURRUNG	117348	344.67	8401	332.66
SESSA 'B'	737010	341.05	425303	343.29
SAMDANG	1296925	339.67	858429	304.49
MUTTUCK	447044	339.65	415844	318.16
BOKEL	1198598	338.39	891084	309.48
SEAJULI	349006	337.26	356877	309.85
KOOMSONG	1007021	335.88	787661	340.07
RAIDANG 'D'	1061144	334.88	655338	340.48
GINGIA	371700	328.05	282228	319.84
BOKAKHAT	371037	328.03	402647	314.90
PHILLOBARI	547026	327.29	462564	337.98
BEESAKOPIE	882953	326.66	758957	306.86
METHONI	452795	325.85	463405	331.67
MADHUTING	889126	324.99	874078	333.08
BORDUBI	1145724	324.79	996245	317.69
DAISAJAN	540851	324.18	523435	325.81
NONAIPARA	402775	324.15	295277	325.56

** Above 75000 Kgs.*

DARJEELING BATTING ORDER Sale 14 to 47				
MARK	2026-27		2025-26	
	KGS	AVG	KGS	AVG
BARNESBEG (ORGANIC)	6680	946.15	10256	490.20
MARGARET'S HOPE	31697	845.49	61515	518.68
CASTLETON	21862	827.72	41960	653.41
THURBO	37580	789.42	56670	563.04
SUNGMA	12760	747.22	22257	613.60
BADAMTAM (ORGANIC)	19695	663.52	23838	498.40
PUTTABONG	20566	609.18	29899	561.75
GIELLE	40556	597.82	40487	655.62
BALASUN	11529	587.65	17672	650.21
TEESTA VALLEY	74595	519.26	57781	659.10
GOPALDHARA	19082	486.99	28916	493.67
OKAYTI	7613	449.50	0	0.00
NAMRING(UPPER)	50499	449.37	41507	537.79
GLENBURN	63201	421.76	88393	441.77
ROHINI	22883	417.86	45269	427.08
UPPER FAGU	51485	411.57	70144	346.13
RINGTONG	4014	403.76	5375	201.51
HILLTON	60584	397.66	59244	358.12
NAMRING	14321	375.50	13020	515.35
POOBONG	18722	374.48	0	0.00
SNOWVIEW	4599	373.59	2655	391.80
MIM	39532	339.88	45231	429.66
NORTH TUKVAR	11645	272.54	20591	239.06
MISSION HILL	6319	264.50	4450	213.36
SEPOYDHOORAH	3591	214.10	6302	244.07

*Above 3000 Kgs.

Follow us on: